



### 225 A System 3Phase 4-Pole

Each USA TrackBusway™ straight section is rated up to 225 amps per phase and designed for overhead power distribution in industrial and mission-critical environments. The system features an extruded aluminum housing with copper busbars supported by a continuous electrical insulator along one interior wall.

A full-length access slot allows plug-in power to be positioned anywhere along the run without field wiring. The standard configuration is four-pole, rated 600 V AC for U.S. applications.

Sections are joined both mechanically and electrically using a joint kit that includes a bus connector and housing coupler. The bus connector forms an electrical interface between conductors, while the coupler secures the adjoining housings to provide a robust mechanical joint designed to comply with UL 857 Busway requirements.

**MATERIAL:** Extruded Aluminum

**RATINGS:** 100% Ground Path  
225 Amp, 600 Volt






**LENGTH:** 5 Ft, 10 Ft, or custom lengths  
between 2 - 10 Ft.

**VOLTAGE DROP:** distributed load  
Single Phase 1V per 28ft (.8PF)  
Three Phase 1V per 48ft (.8PF)

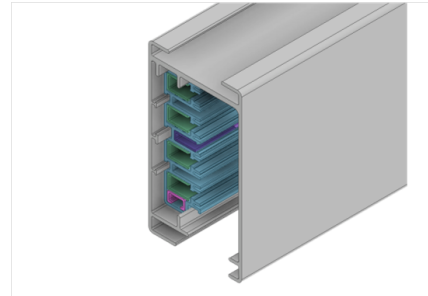
**WEIGHT:**  
10 ft. (3m) 4 pole: 33 lbs/15 kg




#### US

L1 or Phase A		(black)
L2 or Phase B		(red)
L3 or Phase C		(blue)
Neutral		(white)
Ground		(green)

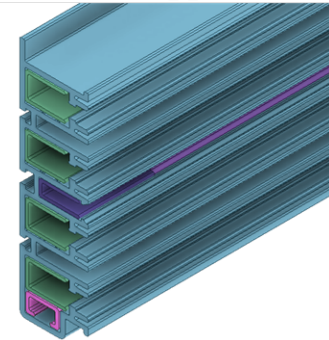
#### Pre-Assembled Section



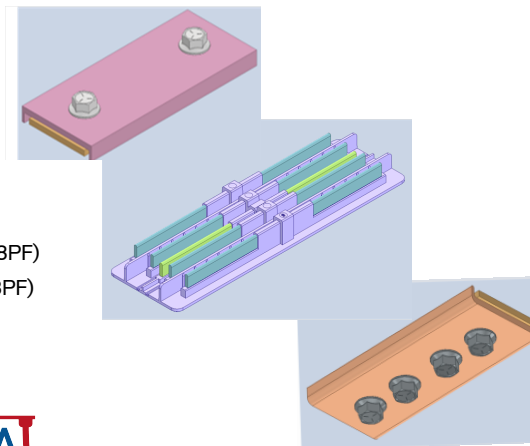
#### Housing Section



#### Insulated Copper Section



#### Joiner Kit



#### Hanger

